

Thank you for taking part in the 2017 Edmonton Transitions Study (ETS) survey, the eighth since 1985. At that time, almost 1000 Grade12 students from six Edmonton high schools completed the first survey. We were delighted to re-interview 404 of you 32 years later.

The ETS surveys have furthered our understanding of human development in our changing society, and we have shared findings with the world via scholarly articles, presentations, and media stories. This newsletter presents preliminary findings from the 2017 survey. We are eager to conduct further analyses in the coming years.

We have thoroughly enjoyed working with you on this unique 32-year study and are pleased that many of you felt the same way. Here is what some of you said following your 2017 interview:

"This has been a very cool experience and I am glad that I got to be a part of it..."

"Thank you for doing this survey. I feel proud to be a part of it!"

"Taking the time to complete the study questions has made me take stock of my life..."


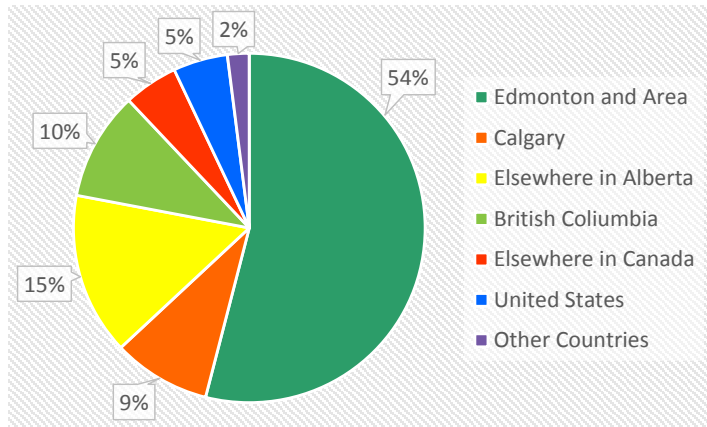
"... this is fabulous that you guys are doing this for so long!"

Read all about the ETS on our website:



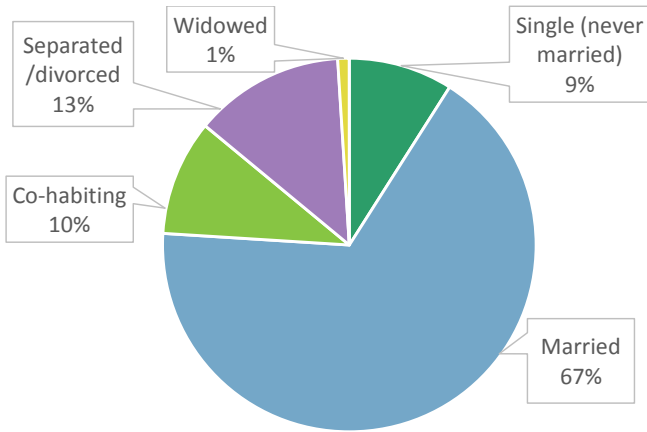
www.edmontontransitionsstudy.weebly.com


Where Are You Living?

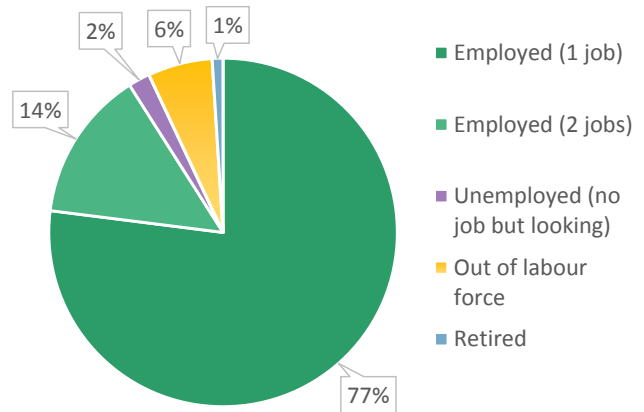


93% of you still live in Canada!

What Is Your Relationship Status?



What Do You Do?



How Many Jobs Have You Worked? How Many Careers?

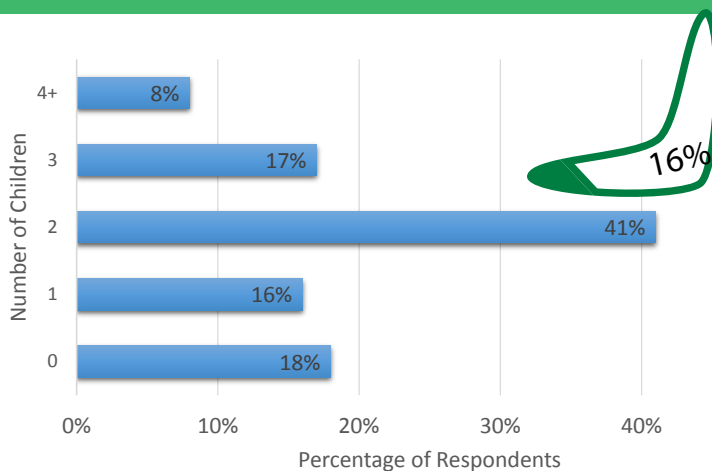
We often hear claims that, in today's changing world, the average person will have five to seven different careers in their lifetime. But where do such numbers come from, since no studies have tracked people from high school to retirement? The explanation is likely confusion between "jobs" and "careers."

A person working in nursing (a career), for example, might have many jobs with different employers in that career. The ETS shows that, by age 50, almost two-thirds (64%) of you had held four or more (non-student) jobs since leaving high school. But only 13% had worked in four or more different careers. It seems unlikely that "the average person will have five to seven different careers."

◆ **LIFETIME HIGHWAY** ◆

| | |
|------------------|---------------|
| Career Change | Just ahead |
| Major life event | Soon |
| Retirement | Around corner |

What About The Children?



Over 80% of ETS participants have kids and the 2017 survey was the first time we asked about kids leaving "the nest." Among parents, 17% reported all their children had moved out and were living on their own. But that nest might not stay empty; 16% of parents also told us at least one of their kids had moved away and returned home, providing evidence that **almost 1 in 6 ETS parents have a so-called boomerang child.**

Who Does The Dishes?



Among those of you living with a spouse/partner, cleaning up the kitchen was the task most often equally shared (reported by 49%

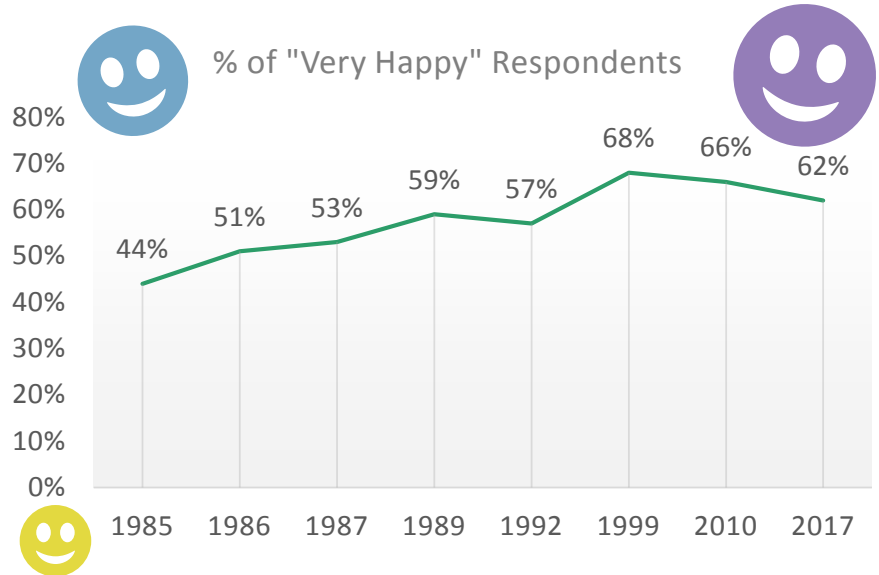


of women and 56% of men). In contrast, only a third of both women and men told us that doing the laundry and cooking meals were shared equally. When not shared equally, women reported they usually completed the task and men reported their spouse/partner usually did. For example, more than half of women said they usually did the laundry, and more than half of men said their wives did. We did not ask about outside chores – maybe in the next survey!

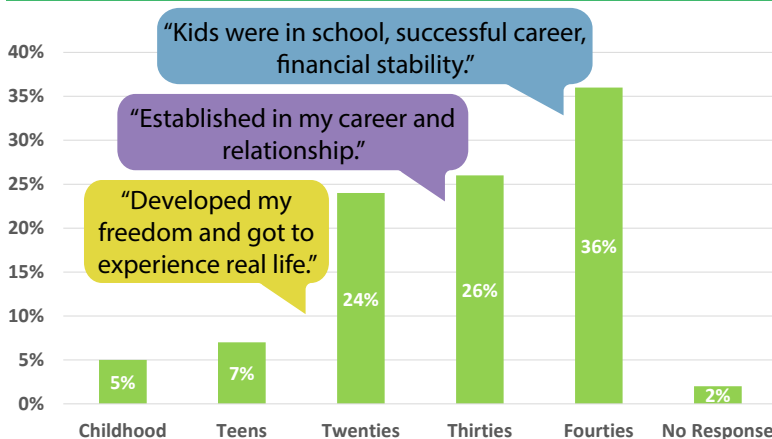
How Happy Are You?

According to popular belief, people are happiest when they are young and they reach a low point by the time they are 50, experiencing a 'mid-life crisis'. However, evidence from the ETS tells another story. First, the percentage of people who were "very happy" was lowest in 1985 at the young age of 18. Second, happiness increased over the years to around two-thirds being

"very happy" at age 50! This finding demonstrates the value in tracking the same people again and again to learn whether some beliefs are based in fact or fiction.



What Was The Best Decade In Your Life?



Your responses to our question about the "best decade in your life" mirror your replies to our "happiness" question. Looking back from age 50, more than one-third of ETS participants said their forties were the best decade, while about one-quarter pointed to their thirties or their twenties. Very few mentioned their teens or childhood.

Who Are We?



Principal Investigators left to right:

Dr. Matthew Johnson; Associate Professor of Human Ecology

Dr. Harvey Krahn; Professor of Sociology

Dr. Nancy Galambos; Professor of Psychology

Primary Interviewers left to right:

Lorne Macdonald

Jackie Romero

Ben Murray



What Have We Written Lately?

Here are some recent academic papers based on the 1985-2010 ETS data. We are excited to begin analyzing the 32-year (1985-2017) data as well!

Krahn H. J., Chai, C., Fang, S., Galambos, N. L., & Johnson, M. D. (2018). "**Quick, uncertain, and delayed adults: Timing, sequencing and duration of youth-adult transitions in Canada.**" *Journal of Youth Studies*, 21, 905-921.

Horne, R., Johnson, M. D., Galambos, N. L., & Krahn, H. J. (2018). "**Time, money, or kids? Predictors of the division of household labour across life stages.**" *Sex Roles*, 78, 731-743.

Galambos, N. L., Fang, S., Horne, R. M., Johnson, M. D., & Krahn, H. J. (2017). "**Trajectories of perceived support from family, friends and lovers in the transition to adulthood.**" *Journal of Social and Personal Relationships*. Advance online publication.

Want To Find Us?

Go to: www.edmontontransitionsstudy.weebly.com

On our website, you can: find additional contact information; read about the exciting media coverage the ETS has received; read some of the articles we've written based on ETS data, and more!